

Aims

The fund aims to deliver long term growth through investing in a diversified range of assets both in the UK and globally. At any time, the fund will invest at least 40% of its assets in equities but not more than 80%. Investments are managed across asset classes and across world markets with a focus on long run investment potential as forecast on a rolling 10 years basis. The fund may invest in a range of permitted assets which include equities, bonds, property and cash accessed directly or indirectly via appropriate fund vehicles. The fund may include other assets as deemed appropriate by both the manager and current regulations.

Benchmark

Benchmark Internal composite benchmark, asset allocation set by the PPMG
 ABI Sector Mixed Investment 40-85% Shares

Identification Codes

Sedol Code	BSPBVB1
Mex Code	VNAAAF
Isin Code	GB00BSPBVB10
Citi Code	M41T

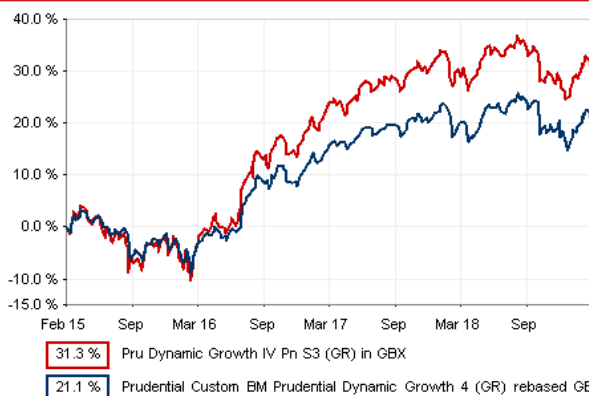
Fund Overview

Daily price (27/02/2019)	131.30
Fund size (31/01/2019)	£2048.25m
Number of holdings	4337
Launch date	27/02/2015

Fund Charges

Base Annual Management Charge (AMC)	Please refer to the "Fund Guide" for your specific pension plan
-------------------------------------	---

Performance



Discrete performance - to latest available quarter end

	31/12/13 to 31/12/14	31/12/14 to 31/12/15	31/12/15 to 31/12/16	31/12/16 to 31/12/17	31/12/17 to 31/12/18
Fund	n/a	n/a	22.8%	11.5%	-4.7%
Benchmark	n/a	n/a	14.2%	9.2%	-5.0%

Performance - to latest available quarter end

	Quarter	Annualised		
	4 2018	3 Years to 31/12/18	5 Years to 31/12/18	10 Years to 31/12/18
Fund	-6.3%	9.3%	n/a	n/a
Benchmark	-6.5%	5.8%	n/a	n/a

Prudential Risk Rating

Medium Risk

These funds may invest in multi-asset strategies with a higher weighting in equities (or with significant derivative use), while funds investing mainly in property, high yield or government bonds (such as UK Gilts) are also in this category.

These risk ratings have been developed by Prudential to help provide an indication of a fund's potential level of risk and reward based on the type of assets which may be held by the fund. Other companies may use different descriptions and as such these risk ratings should not be considered as generic across the fund management industry.

We regularly review our fund risk ratings, so they may change in the future. If, in our view, there is a material change in the fund's level of risk, for example due to a significant change to the assets held by the fund or in the way the fund is managed, we will provide information on the new risk rating. We recommend that you make sure you understand the risk rating of any fund before you invest.

You should also consider discussing your decision and the appropriateness of a fund's risk rating with an adviser.

Fund Managers



Name:	M&G	BlackRock	Prudential Portfolio Management Group
Manager for:	4 years	4 years	4 years

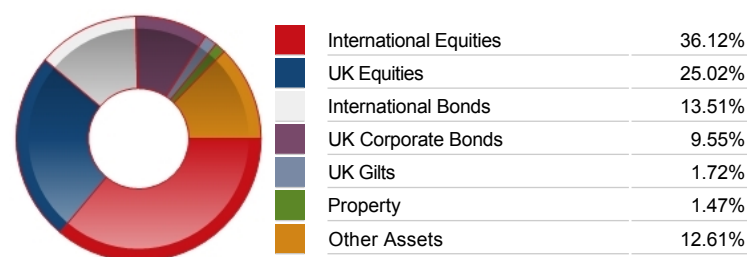
Important Information

- For some funds, there is a short time-lag between a policyholder investing his money, the money passing through the accounting system and then buying the underlying investments. This time-lag or "dealing cycle" is not factored in to performance of the Prudential fund. You may therefore see a difference between the Prudential fund's performance and that of any underlying fund it invests in to.
- Source of portfolio data: FundsLibrary. Source of performance data: Financial Express (FE). Please remember that past performance is not a reliable indicator of future performance. The figures shown are intended only to demonstrate performance history of the fund and take no account of product charges. The application of charges may impact the overall performance. Please also note that our charges may vary in the future and may be higher than they are now. Fund Performance is based upon the movement of the daily price and is shown as total return in GBP with gross income reinvested. The value of your investment can go down as well as up and you may not get back the amount you put in.
- This factsheet is intended for the trustees, sponsors, advisers and members of occupational pension schemes using Prudential group pension contracts and Prudential grouped personal pensions and Stakeholder pension contracts. Its purpose is to provide an insight into how investment markets and funds have performed over the period and is provided for information only. If you are not familiar with any of the investment terminology included, then please contact an adviser. Investors should refer to their scheme documentation (e.g. Fund Guide) for fund availability, investment strategy, any scheme information and charges. Every care has been taken in populating this output, however it must be appreciated that neither FundsLibrary, Prudential nor their sources guarantee the accuracy, adequacy or completeness of this information or make any warranties regarding results from its usage.

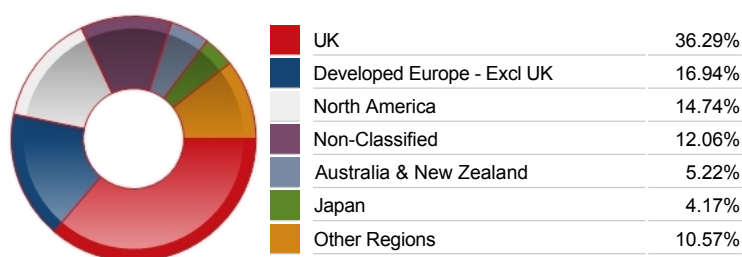
Top 10 Holdings

Name	% Weight	Sector	Country
1 HSBC Holdings PLC (UK Reg)	1.74%	Banks	United Kingdom
2 Royal Dutch Shell A	1.40%	Oil & Gas Producers	United Kingdom
3 BP	1.29%	Oil & Gas Producers	United Kingdom
4 Royal Dutch Shell B	1.17%	Oil & Gas Producers	United Kingdom
5 AstraZeneca	0.99%	Pharmaceuticals & Biotechnology	United Kingdom
6 GlaxoSmithKline	0.97%	Pharmaceuticals & Biotechnology	United Kingdom
7 Samsung Electronics Co.	0.93%	Technology Hardware & Equipment	South Korea
8 Diageo	0.90%	Beverages	United Kingdom
9 British American Tobacco	0.76%	Tobacco	United Kingdom
10 Unilever	0.60%	Personal Goods	United Kingdom

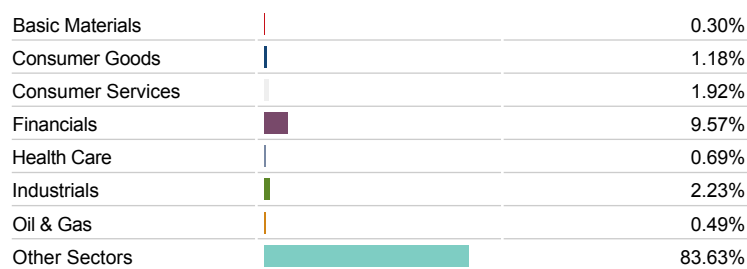
Asset Allocation



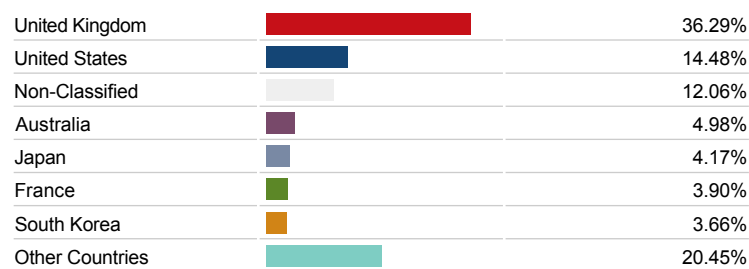
Regional Allocation



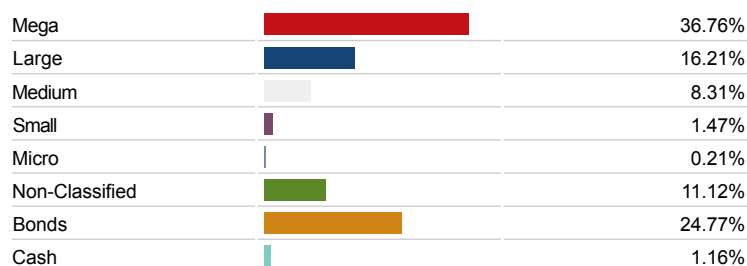
Bond Sector Breakdown




Top Country Breakdown



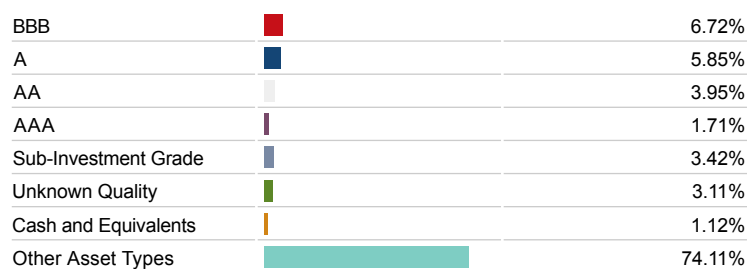
Breakdown By Market Cap (%)



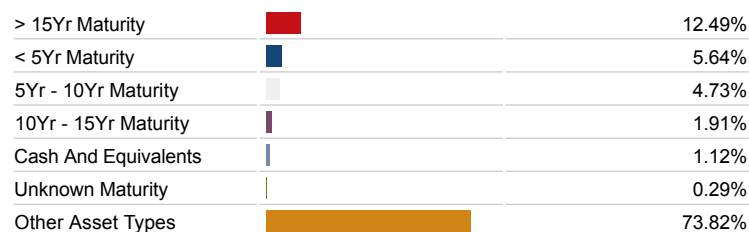
Fixed Interest Currencies



Fixed Interest Quality Profile



Fixed Interest Maturity Profile



Important Information

- The Industry Classification Benchmark is a product of FTSE International Limited and has been licensed for use.
- Prudential is a trading name of Prudential Pensions Limited. This name is also used by other companies within the Prudential Group. Prudential Pensions Limited is registered in England and Wales. Registered office at Laurence Pountney Hill, London EC4R 0HH. Registered number 992726. Authorised by the Prudential Regulation Authority and regulated by the Financial Conduct Authority and the Prudential Regulation Authority.

Performance comment

Performance as at Q4 2018 - After a positive Q3, all 5 of the PPDG Funds experienced negative performance in Q4 2018, meaning portfolio performance was negative for full year 2018. It should be noted that this was an unusual year in which, almost without exception, a wide range of different asset classes produced negative performance for investors. Diversification benefits were therefore less pronounced than usual. In Q4 the story of softening growth continued, and the US macro data also began to soften to an extent. Global trade tensions between China and the USA continued as a theme, while evidence of the effects of the tensions began to be seen in the global economy. Developed market equities fell around 14% in Q4, while emerging market equities fell -7.5%. UK fixed income assets did help to soften the impact as government bond assets benefitted somewhat from "safe haven" status. This helped aggregate performance during Q4, as did a 2.5% depreciation of Sterling vs the US Dollar.

Another key focus of the market in the last quarter of the year was the flattening US yield curve, and whether this was a precursor to a US recession. The view of many was that the US Federal Reserve could continue to raise rates during 2019, and that this would follow through to have a negative effect on the economy. While the fund manager was of the opinion that global growth continued to soften, he was less concerned about recession risk. There continued to be strong credit fundamentals, with the fund manager being of the opinion that central banks would react to negative data and market moves and change policy to be more accommodative once again.

Although financial conditions generally tightened during the year, there were several stimulus measures introduced in China, and the fund will continue to look for signs that these are bearing fruit. At the same time, the fund continues to monitor China / USA trade relations (a ceasefire has been announced, and the market continues to hope for a positive outcome to the delayed negotiations). Finally the UK Brexit debate rumbles on, and the fund continues to monitor the situation for opportunities and threats presented to the fund's positioning.

This commentary reflects the general views of individual fund managers and should not be taken as a recommendation of advice as to how any specific market is likely to perform. Source: M&G Investments

Important Information

- Prudential is a trading name of Prudential Pensions Limited. This name is also used by other companies within the Prudential Group. Prudential Pensions Limited is registered in England and Wales. Registered office at Laurence Pountney Hill, London EC4R 0HH. Registered number 992726. Authorised by the Prudential Regulation Authority and regulated by the Financial Conduct Authority and the Prudential Regulation Authority.